



Birds 1



Lindisfarne Gospels, St Luke, incipit page, f.139 (British Library)




Notice how the shapes of the birds change depending on the area of the letter or border. They don't all have to be symmetrical.




Name:


Birds 2



Eagle 1




The eagles in the Lindisfarne Gospels look amazing. This is a reference to St. John.




Eagle 2 (Added outline)

You can also experiment using different birds from the North East



Puffin




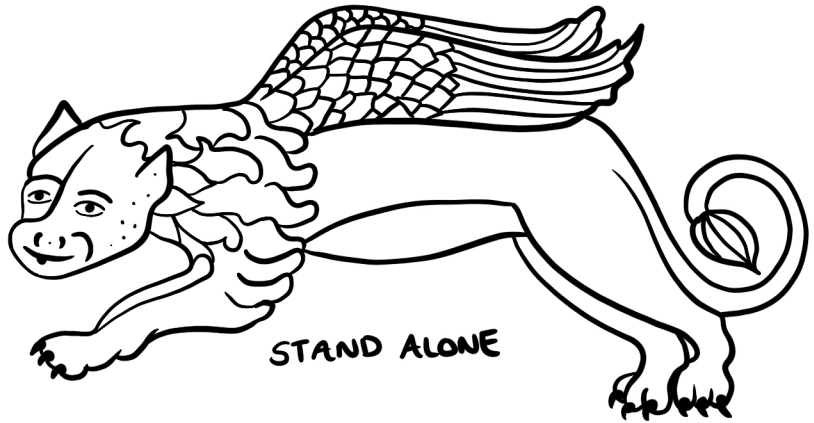
Magpie

Name:


Lions




St. Luke portrait page



↑
You can use LINES
for details



INTERLOCKING



Lindisfarne Gospels, John cross-carpet page f 210v (British Museum)

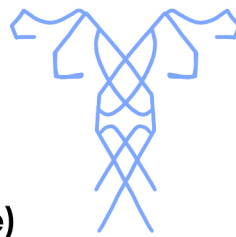
Name:

Snakes



You can see the snake like creatures hanging off the letters or curled up inside. They accentuate the curve.

The snakes follow an interlocking pattern (drawn here in blue)



Name: